



EXTRA WALL (INDOOR + OUTDOOR)

design Piero Lissoni

Modular elements of different dimensions, available for indoor and outdoor.

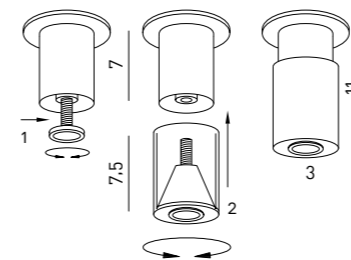
Indoor version: frame in double-paneled poplar and pine. Support in cross-woven, coated rubber elastic straps. Padding in differentiated density polyurethane foam. Covering in needle punched, resinated, non-woven polyester fibre, bonded onto a polyamide velveteen backing. Fabric or leather upholstery. The fabric version only is fully removable by Velcro fastenings. All elements in leather have perimeter seams, and the upholstery is non-removable.

Outdoor version: frame in steel lacquered for outdoor for bases and in steel lacquered for outdoor and plywood for outdoor for backrests and armrests. For bases only, support in cross-woven, coated rubber elastic straps and hooks in Stainless Steel for outdoor. Padding with open cell structure polyurethane foam DRYFEEL S, coated with draining fabric for outdoor. Upholstery with outdoor fabrics only completely removable by Velcro fastenings. Both versions with black adjustable PVC feet; the various elements are joined together by means of hooks. Seat depth: 68-94-120-134-146cm.

Notes

All elements can be ordered 5 to 10cm higher than standard.

On request can be ordered a spacer, to lift the elements of further 4cm, to be screwed to the standard feet.



For the outdoor version it is recommended to place the elements on the floor; for placing the elements on the lawn it is recommended to use feet with spacers.

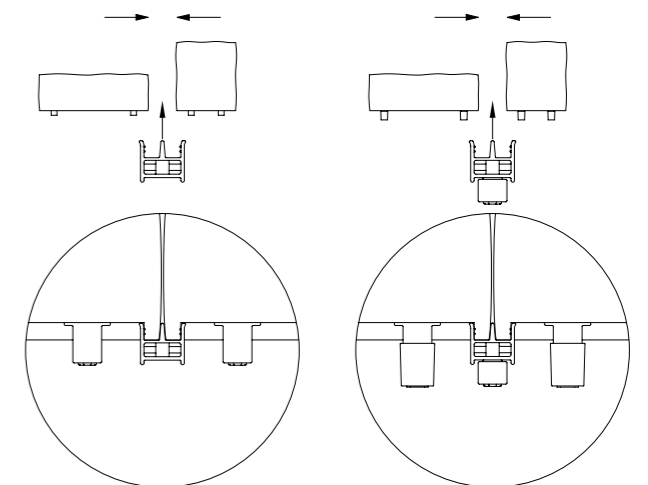
Furthermore, especially after rain or during period of high humidity, it is recommended to periodically separate the different elements and / or to temporarily lift the seat / backrest / armrest cushions to allow a complete drying of the same and to avoid the accumulation of dirt and humidity that might cause mildew. To improve the life of the product, it is also recommended to protect it with the "Outdoor Covering"; remember that this covering is water vapour repellent and prevents mould and corrosion. It can be washed with water and soap.

For the 146 cm armrests and backrests 146 cm and 172 cm in leather, there is always a central seam. For the 146 cm base in fabric or leather there is always central seam; if combined with a 146 cm backrest, this will also have central seam.

The various elements are joined together by means of hooks, as per the instructions supplied with the product.

Hooks for assembly elements with standard feet in PVC.

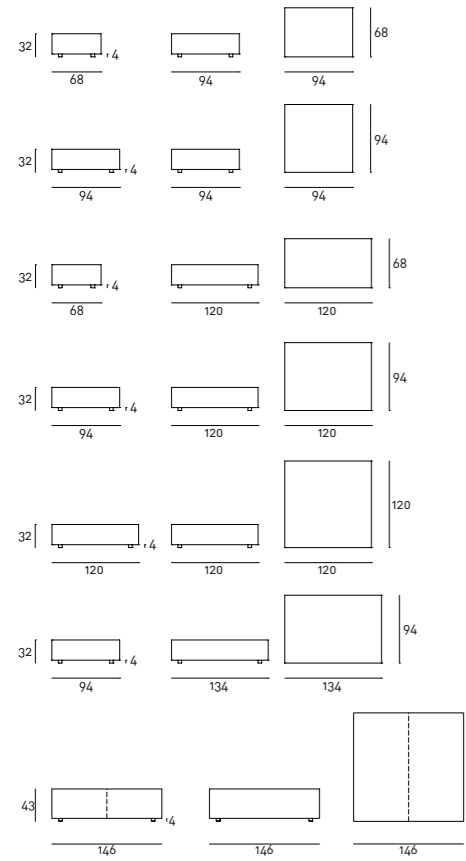
Hooks for assembly elements with feet with spacers.



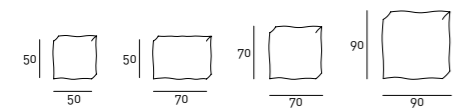
For composition with different elements, please attach a general sketch to the order.

Technical Drawings

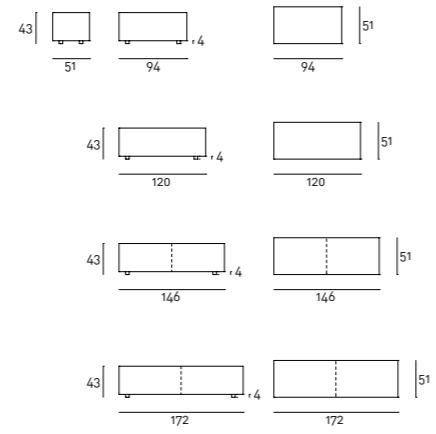
Base



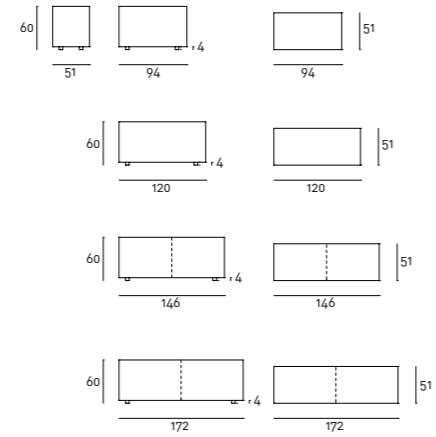
Loose Cushion



Armrest

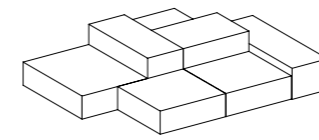
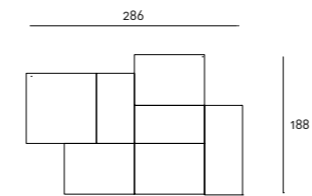


Backrest



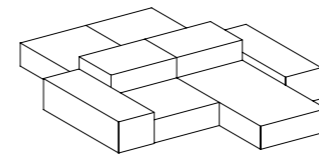
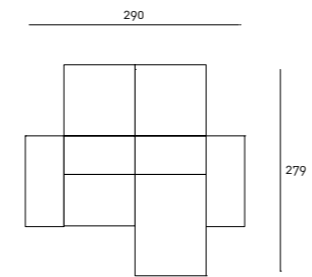
Examples of Composition

Composition 01



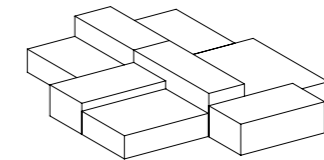
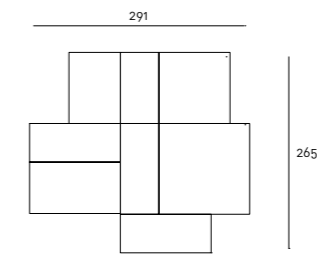
EWAE994 EWAB094A
 EWAE968 EWAB094A
 EWAE968 EWAB120B
 EWAE968

Composition 03



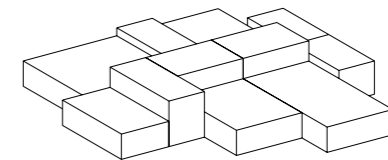
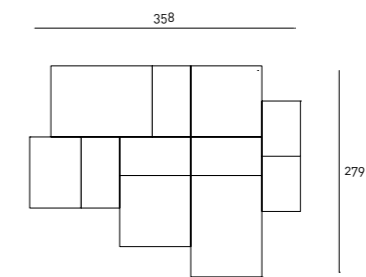
EWAE968 EWAB120B
 EWAE994 EWAB120B
 EWAE994 EWAB094A
 EWAE134 EWAB094A

Composition 02



EWAE968 EWAB094A
 EWAE994 EWAB120A
 EWAE068 EWAB120B
 EWAE120 EWAB120B

Composition 04



EWAE134 EWAB094B
 EWAE994 EWAB094A
 EWAE968 EWAB094A
 EWAE994 EWAB146B
 EWAE134 EWAB094A

The commercial codes refer to the elements chosen in the above-proposed compositions.

